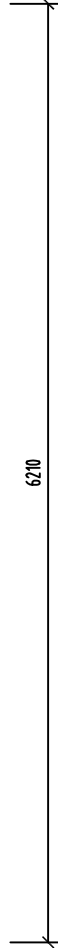
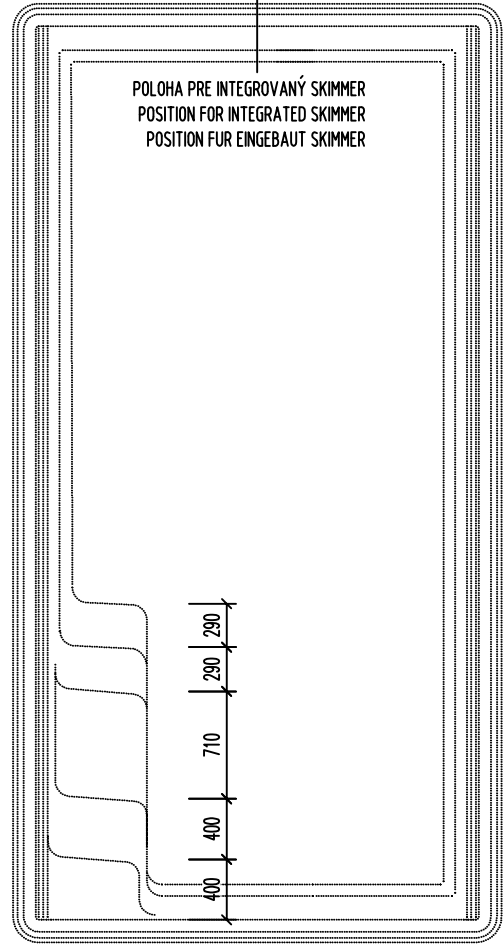
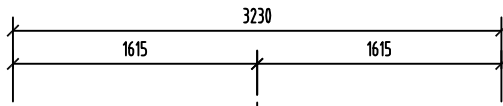
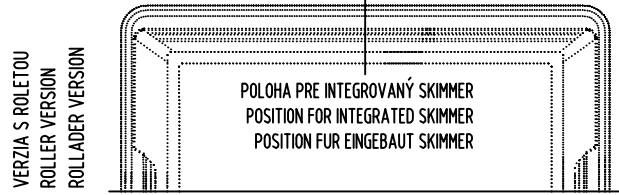
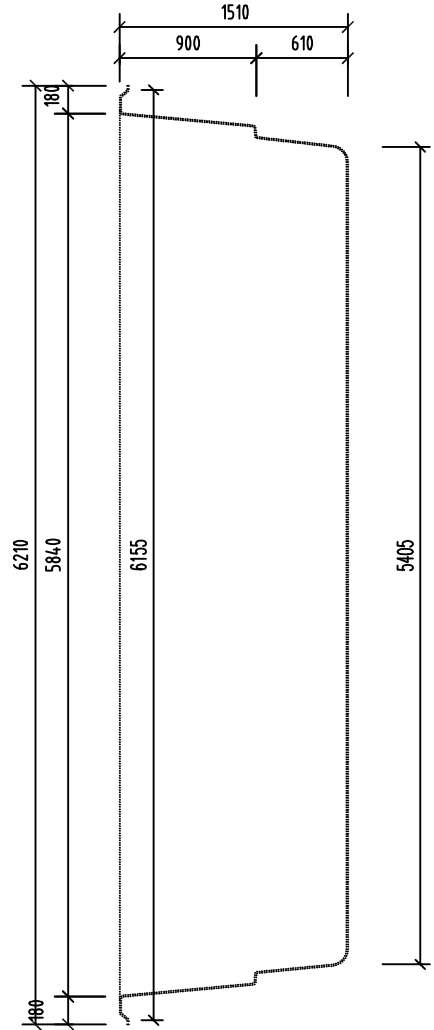


# POHL'AD ZHORA M 1:50

TOP ELEVATION  
OBERANSICHT

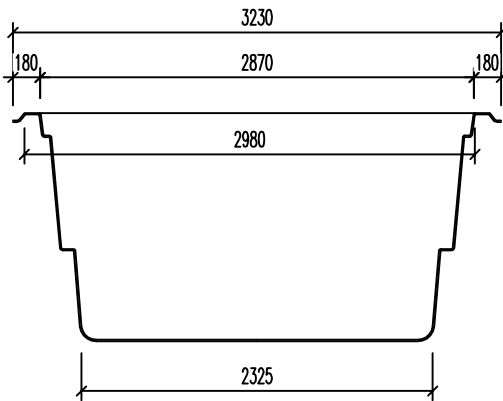


## REZ 2-2 M 1:50 LONGITUDINAL SECTION QUERSCHNITT

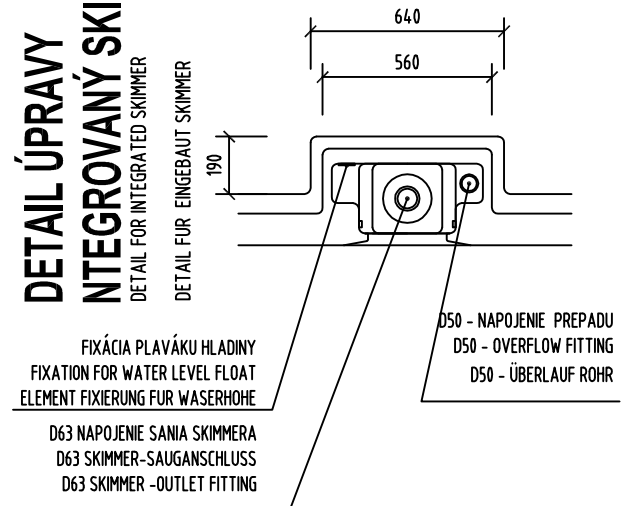
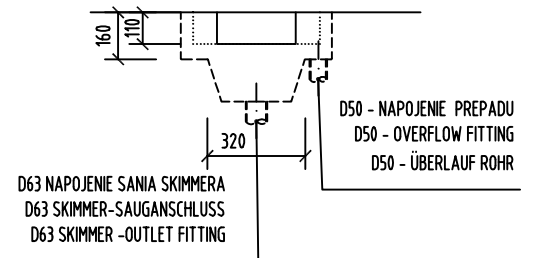


## REZ 1-1 M 1:50

CROSS SECTION  
QUERSCHNITT



## DETAIL ÚPRAVY INTEGROVANÝ SKIMMER M 1:25 DETAIL FOR INTEGRATED SKIMMER DETAIL FÜR EINGEBAUT SKIMMER



POZNÁMKA / NOTE / ANMERKUNG :

HRÚBKA STENY BAZÉNA JE CCA. 10 MM  
TOLERANCIA PRESNOSTI 7 - 10 MM

THICKNESS OF THE SIDEWALL OF SWIMMING POOL IS APPROX. 10 MM.  
MEASURED WITH TOLERANCE RATE 7 - 10 MM

DIE SCHWIMMBADWAND DÜCKE IS CA. 10 MM.  
DUCKENTOLERANZ IST 7 - 10 MM.

POOL HIGH FOR CONTAINER FOR SEA TRANSPORT IS 3090MM.

NÁZOV VÝKRESU:  
DRAWING NAME:  
ZEICHNUNG NAME:

**CLASSIC 62**  
**GEOMETRIA BAZÉNA**  
GEOMETRY OF SWIMMING POOL  
SCHWIMMBAD GEOMETRIE

**COMPASS**  
*enjoy the moment*

[www.compasspools.eu](http://www.compasspools.eu)

KRESLIL: DRAWN BY / ZEICHNER:	ING. PETER KALETÁ	DÁTUM: DATUM / DATUM:	08/2020
MIERKA: SCALE/MASSTABE:	1:50	FORMÁT DRAWING FORMAT / ZEICHNUNG FORMAT:	A3
VERZIA: VERSION: VERSION:	3	ČÍSLO DRAWING NUMBER: ZEICHNUNG NUMBER:	1