


POHLAD ZHORA M 1:50

TOP ELEVATION
OBERANSICHT


REZ 1 - 1
SECTION
SCHNITT



REZ 1 - 1
SECTION
SCHNITT

REZ 2 - 2 M 1:50

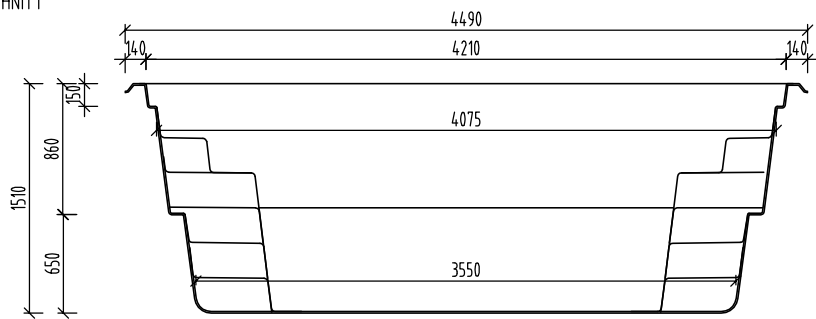
LONGITUDINAL SECTION
QUERSCHNITT



REZ 1 - 1 M 1:50

CROSS SECTION
QUERSCHNITT

REZ 2 - 2
SECTION
SCHNITT

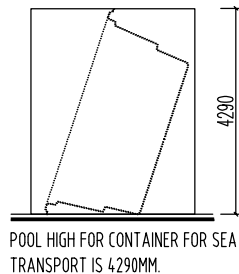


POZNÁMKA / NOTE / ANMERKUNG :

HRÚBKA STENY BAZÉNA JE CCA. 10 MM
TOLERANCIA PRESNOSTI 7 - 10 MM

THICKNESS OF THE SIDEWALL OF SWIMMING POOL IS APPROX. 10 MM.
MEASURED WITH TOLERANCE RATE 7 - 10 MM

DIE SCHWIMMBADWAND DUCKE IS CA. 10 MM.
DUCKENTOLERANZ IST 7 - 10 MM.



NÁZOV VÝKRESU:
DRAWING NAME:
ZEICHNUNG NAME:

**XL TRAINER 133
GEOMETRIA BAZÉNA
GEOMETRY OF SWIMMING POOL
SCHWIMMBAD GEOMETRIE**



www.compasspools.eu

KRESLIL: DRAWN BY / ZEICHNER:	ING. PETER KALETA	DÁTUM: DATUM / DATUM:	01/2023
MIERKA: SCALE / MASSTABE:	1:50	FORMÁT DRAWING FORMAT / ZEICHNUNG FORMAT:	A3
VERZIA: VERSION: VERSION:	2	ČÍSLO DRAWING NUMBER: ZEICHNUNG NUMBER:	1